REVISIONS			
REV	DESCRIPTION	DATE	APPROVED
01	ALPHA RELEASE	31/08/15	RASB
02	BETA RELEASE	28/09/15	RASB
03	PRODUCTION RELEASE	15/12/15	RASB

SILKSCREEN BOTTOM
DATE CODE & UL MARKING

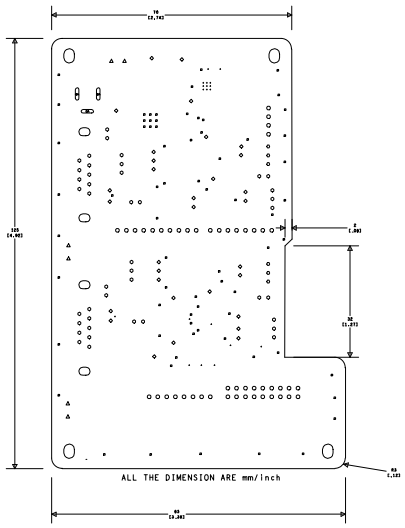

DRILL CHART: TOP to BOTTOM				
ALL UNITS ARE IN MILS				
FIGURE	SIZE	TOLERANCE	PLATED	QTY
·	10.0	+3.0/-3.0	PLATED	19
▪	20.0	+3.0/-3.0	PLATED	70
◦	36.0	+3.0/-3.0	PLATED	6
◦	39.0	+3.0/-3.0	PLATED	42
◦	40.0	+3.0/-3.0	PLATED	48
◦	43.31	+3.0/-3.0	PLATED	31
△	47.244	+3.0/-3.0	PLATED	6
⬭	126.0	+3.0/-3.0	PLATED	4
○	160.0	+3.0/-3.0	PLATED	4
⬬	137.795x40.0	+3.0/-3.0	PLATED	1
⬮	137.795x40.0	+3.0/-3.0	PLATED	2

NOTES:(UNLESS OTHERWISE SPECIFIED)

1. RoHS COMPLIANT CERTIFICATION OR MATERIAL DECLARATION REQUIRED.
2. MATERIAL:
   A. IS410 OR EQUIVALENT. MATERIAL MUST CONFORM TO UL94V-0.
   B. REFER TO AS MENTIONED IN CROSS SECTION AREA IN THIS DOCUMENT.
   C. OVERALL METAL TO METAL THICKNESS AS SPECIFIED IN THE CROSS SECTION DRAWING IN THE DOCUMENT.
3. DRILLING:
   A. DIAMETERS IN DRILL TABLE ARE FINISHED HOLE SIZES +/-.003 tol.
      UNLESS OTHERWISE SPECIFIED IN DRILL TABLE.
   B. TEARDROP ALLOWED ON ENTRY OF VIA ON EVERY TRACE LAYER.
4. PLATING:
      COPPER PLATING IN THRU-HOLES .001 min.
5. MARKING:
   A. SILKSCREEN IN WHITE NON-CONDUCTIVE EPOXY INK ON PRIMARY SIDE OF THE
      BOARD OR BOTH SIDES IF APPLICABLE.
   B. FABRICATOR TO PLACE DATE CODE, LOGO AND RoHS COMPILANT SYMBOL IN SILKSCREEN ON SECONDARY SIDE.
6. FINAL FABRICATION:
   A. SOLDRMASK PRIMARY AND SECONDARY SIDE OF BOARD USING LIQUID PHOTOIMAGABLE
      MASK MATERIAL OVER BARE COPPER. PER IPC-SM-840. MASK ARTWORKS PROVIDED
      ARE 1:1. SOLDERMASK COLOR **RED**
7. FINISH:
   A. SHALL BE IMMERSION GOLD(ENIG).
   B. NICKEL THICKNESS: 0.00010-0.00020in
   C. GOLD THICKNESS: 0.0000030-0.000010in
8. BOARDS SHALL BE PURCHASED FROM UL RECOGNIZED VENDORS ONLY.
   FLAMABILITY RATING (94-V0).
9. MANUFACTURE BOARD TO BE IN ACCORDANCE WITH PERFORMANCE STANDARD
   IPC-6011/6012 CLASS 2 BOARD TO BE INSPECTED PER IPC-600-A CLASS 2.
10. MAXIMUM WRAP OR TWIST SHALL NOT EXCEED .007 in/in.
11. TESTING:
   A. FABRICATOR TO ADD TEST STRUCTURES OR CUPONS AS NEEDED.
   B. T-LINE IMPEDENCE TO BE TESTED OR GUARANTEE WITHIN 10% IF SPECIFIED IN
      THE CROSS SECTION. TOLERANCE TO BE +/-10% UNLESS OTHERWISE SPECIFIED.

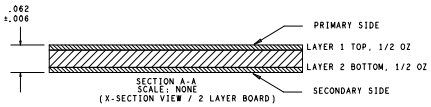

UNLESS OTHERWISE SPECIFIED	SIGNATURES		DATE
DIMENSIONS ARE IN INCHES	DRAWN	RASB	15/12/15
TOLERANCES ON: ANGLES +/- 2°	CHECKED	MVRE	15/12/15
2 PL DECIMALS +/- .010	ENGRG		
3 PL DECIMALS +/- .005	ISSUED		
THIRD ANGLE PROJECTIONS			

CYPRESS PROPRIETARY
THIS DOCUMENT CONTAINS CONFIDENTAL, PROPRIETARY INFORMATION THAT IS CYPRESS SEMICONDUCTOR PROPERTY. DO NOT DISCLOSE TO OR DUPLICATE FOR OTHERS EXCEPT AS AUTHORIZED BY CYPRESS.

CYPRESS SEMICONDUCTOR
198 CHAMPION COURT
SAN JOSE, CA 95134
(408) 943-2600

FABRICATION DRAWING
CY8CKIT-026
CAN and LIN Shield Kit

SIZE	FSCM NO	DWG NO	REV
C		610-60272-01	03

SCALE: 1/1 SHEET: 1 OF 1

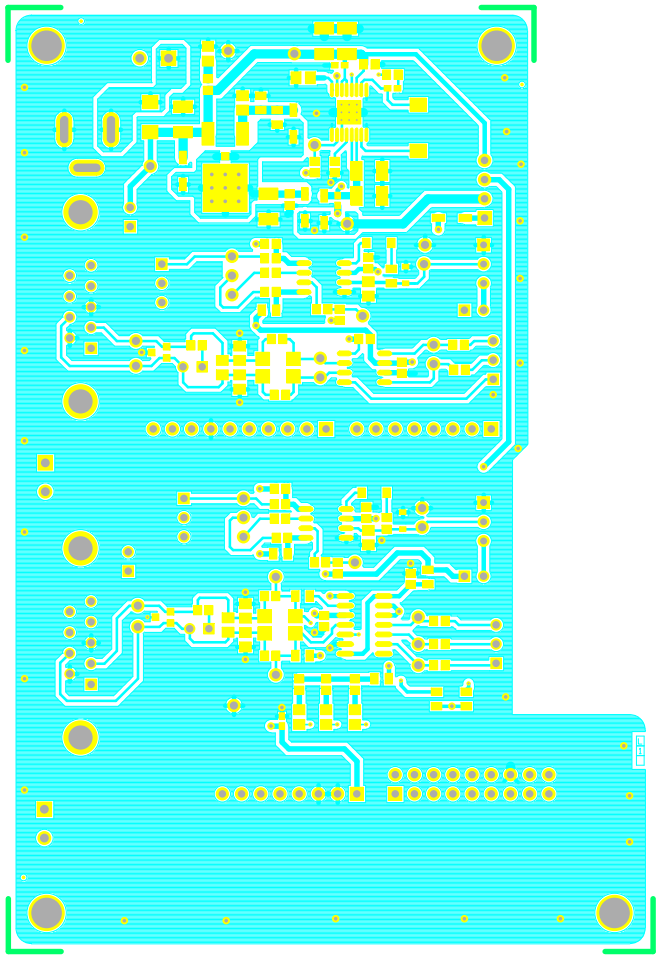

600-60283-01 REV03 PRIMARY SIDE



600-60283-01 REV03 SECONDARY SIDE

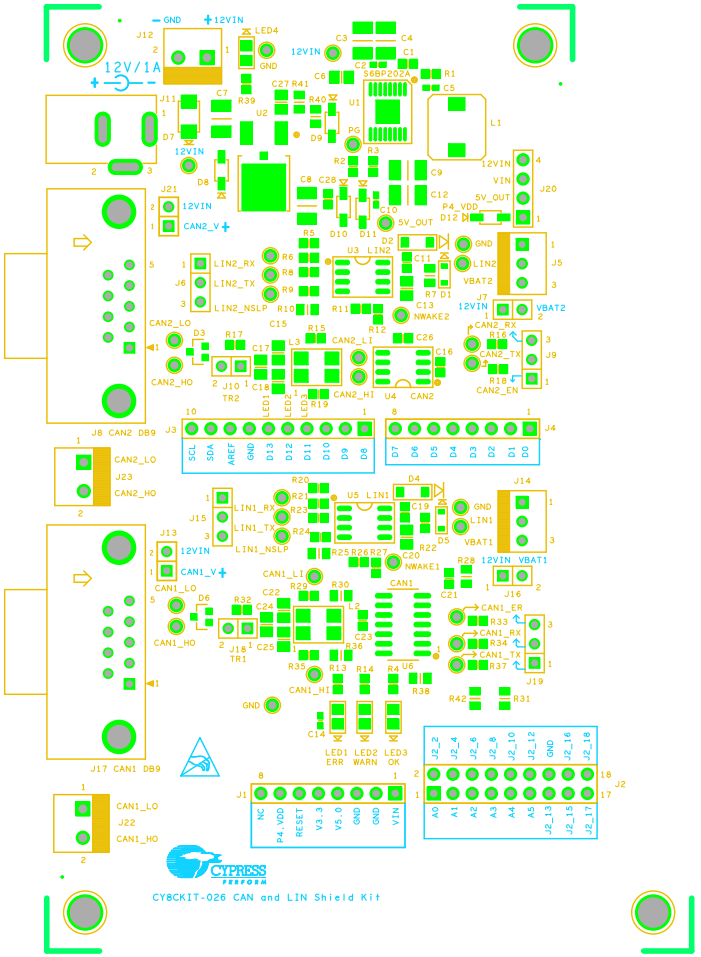

600-60283-01 REV03 PRIMARY SILKSCREEN

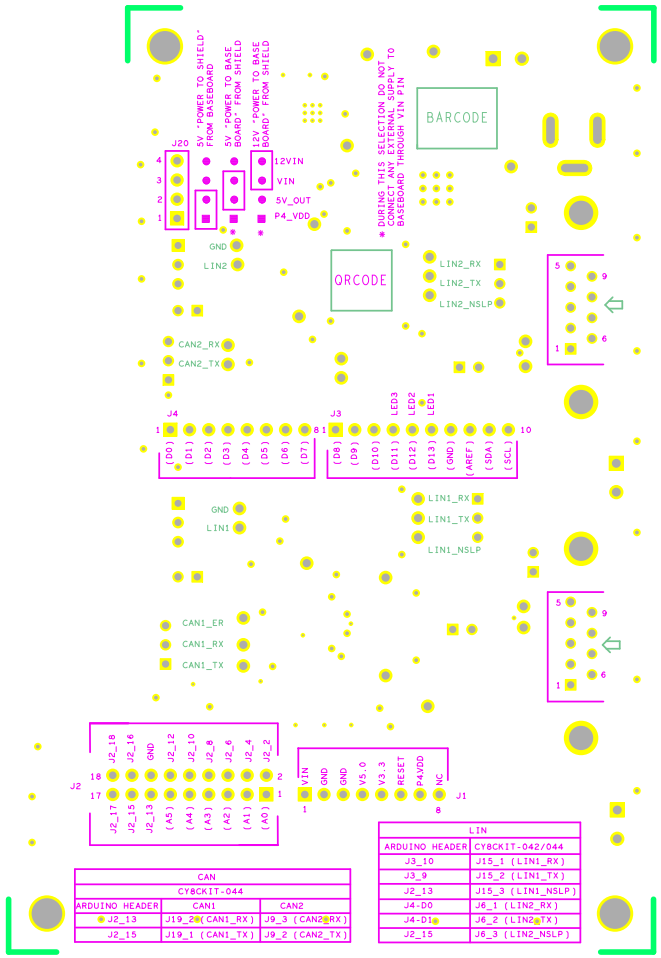

CAN		
CY8CKIT-044		
ARDUINO HEADER	CAN1	CAN2
J2_13	J19_2 (CAN1_RX)	J9_3 (CAN2_RX)
J2_15	J19_1 (CAN1_TX)	J9_2 (CAN2_TX)

LIN	
ARDUINO HEADER	CY8CKIT-042/044
J3_10	J15_1 (LIN1_RX)
J3_9	J15_2 (LIN1_TX)
J2_13	J15_3 (LIN1_NSLP)
J4-D0	J6_1 (LIN2_RX)
J4-D1	J6_2 (LIN2_TX)
J2_15	J6_3 (LIN2_NSLP)

600-60283-01 REV03 SECONDARY SILKSCREEN